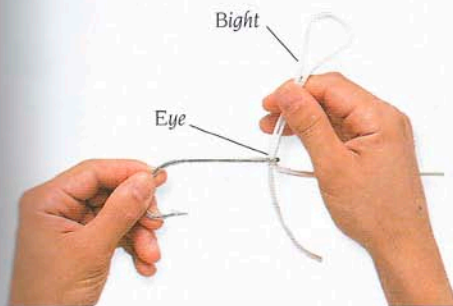


PALOMAR KNOT

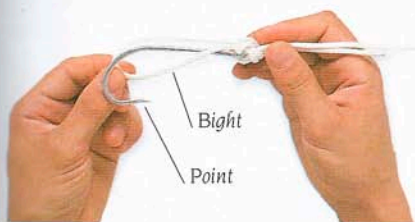
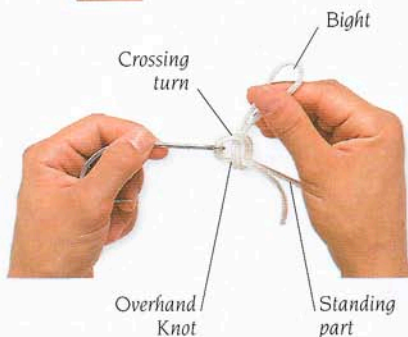


Use the Palomar Knot to tie a fishing line to a hook when the line is likely to take a great deal of strain. It is suitable for all types of fishing line. Moisten the line for a neater finish to the knot.



1 Double one end of a line to form a bight. Insert the bight through the eye of a hook and pull it partway through.

2 Tie an Overhand Knot (p. 28) with the bight, taking it behind the standing part, then inserting it through the crossing turn from front to back.



3 Pass the bight over the point of the hook, stretching the line if necessary.

4 Pull on the hook and on the standing part to tighten the knot, moistening the line with saliva to help it slide into place. Work the knot into shape (p. 24).

